

الاتحاد السعودي للسيارات والدراجات النارية
Saudi Automobile & Motorcycle Federation

MOTO SUPPLEMENTARY REGULATIONS

2022 SAUDI TOYOTA CHAMPIONSHIP

12 - 14 October 2022



Supplementary Regulations

MOTO

Contents

1	INTRODUCTION	3
2	DESCRIPTION.....	4
3	ORGANISATION	4
4	PROGRAMME	6
5	ENTRIES.....	7
6	INSURANCE	10
7	ADVERTISING AND IDENTIFICATION	11
8	TYRES	11
9	FUEL.....	11
10	ADMINISTRATIVE CHECKS	12
11	SCRUTINEERING, SEALING AND MARKING	12
12	CEREMONIAL START & SUPER SPECIAL STAGE	13
13	START OF THE RALLY	14
14	RUNNING OF THE RALLY.....	14
15	SERVICE PARK / REFUELLING	17
16	FINAL CHECKS AND PROTESTS	18
17	RESULTS	18
18	PRIZES	19
19	SUMMARY OF PENALTIES.....	20
20	APPENDIX 1 – ITINERARY	22
21	APPENDIX 2 – COMPETITORS’ RELATIONS OFFICERS	23
22	APPENDIX 3 – NAVIGATION DEVICE INSTRUCTIONS	24
23	APPENDIX 4 – DECALS & POSITIONS OF SUPPLEMENTARY ADVERTISING	30

INTRODUCTION

1.1 Compliance

The "Rally Qassim 2022" rally will be run in compliance with:

- 2022 FIM International Sporting Code and its appendices (hereinafter the ISC)
- 2022 FIA Baja's world cup Regulations (BWCR)
- National Regulations, which comply with the FIM Regulations
- These Supplementary Regulations (hereinafter the SR)

Modifications, amendments and/or changes to these Supplementary Regulations will be announced only by numbered and dated Bulletins issued by the Organiser or the Stewards of the Meeting and approved by the ASN.

The Rally will be twinned with Automobiles. Therefore, the required interval of 30 minutes (except for the Super Special Stage – SSS1) will be observed. The conditions of the Automobile competition are set out in separate Supplementary Regulations.

Unless specifically covered within these Supplementary Regulations, the text of the 2022 FIM Baja's World Cup Regulations applies and should be referred to.

The 2022 FIM BWCR can be found at www.fim-live.com

1.2 Road Surface

The Rally will be run mostly on Sand and rocky desert routes.

Gravel/dirt tracks	0	%
Open desert	75	%
Dunes	25	%
[other surfaces]	NO	%

1.3 Overall Selective Sections distance and total distance of the Itinerary:

- Length of Selective and liaisons Sections
 - Leg1: liaison A: 42,71 Km SS: 184,15 Km liaison B: 57,64 km
 - Leg2: liaison A: 54,33 Km SS: 123,43 Km liaison B: 50,14 km
- total distance of the itinerary
 - Leg1: 284,50 Km
 - Leg 2 : 227,90 Km

DESCRIPTION

2.1 Name, Date & Location

Rally Qassim 2022, 12 -14 October 2022, Qassim

2.2 FIM Titles for which the rally counts:

- 2022 Saudi Toyota Rally Championship

2.3 ASN Visa Details

- ASN Visa No.: TBC

2.4 Headquarters Location:

DATE CITY

Official Notice Board location: There will be no physical Official Notice Board at the Rally HQ

Digital Notice Board: The Digital Notice Board is the "Sportity" Application on mobile phones and tablets.

Start & Finish Location: DATES CITY

Service Park & Parc Fermé Location: DATES CITY

ORGANISATION

3.1 Organisers Organizer's name, address and contact details

Saudi Automobile & Motorcycle Federation
Contacts:

Tel.: +966 (11) 880 4614
Fax: +966 (11) 880 4661
Email: info@samf.gov.sa
Web: www.samf.gov.ae

3.2 Organising Committee Chairman:

- Chairman: HRH Prince Khalid Bin Sultan

3.3 Organising Committee Members:

- Sattam Al Hozami
- Elie Semaan
- Abdullah Bakhshab

3.4 Jurors

Chairperson of Jurors:	Elie SEMAAN
Jury member:	Hasan ABDALI
Jury member:	AhmadJAN
Secretary to the Jurors:	Sarah AL-AJMI

3.5 Senior Officials

Title	Name
Rally Manager	Elie Semaan
Deputy Rally Manager	Ahmad Jan
Clerk of the Course	Larbi Rida Sbai
Chief Safety Officer	Abdulaziz Al Khulifi
Safety Officer	Saad Ganoom
Safety Officer	Abdulrahman Bamaas
Technical delegate	Hesham Bakhsh
technical Scrutineer	Mohammed Abomalhah
technical Scrutineer	Mohammad Al Jawhar
Assistant ASN Scrutineer	Nedal Binsalman
Chief Marshal	Abdulrahman Alqahtani
Assistant chief marshal	Saeed Alshahrani
Chief Medical Officer	Dr Ahad Al Saud
Assistant Chief Medical	Albaraa Mehdar
Service Park Manager	Mansour Aljohar
Chief Results	Sebastien Crespin
Administrative Checks Officer	Abdulaziz Alkamel
Media Officer – Arabic	Firas Alnamri
Media Officer – English	Neil PERKINS
Crews Relations Officer	Abdulaziz Alkamel
Tracking Officer	Sebastien Rousee
Timekeepers	Sebastien Crespin

All the Senior Officials mentioned above as well as all the Marshals in the field are considered Judges of Fact.

3.6 Identification of the Officials & Marshals

SS Commander	Red tabard
SS Post Chief	Red tabard with text
SS Safety Officer	Orange tabard with White stripes & text
SS Radio Point	Yellow tabard with blue radio symbol
Safety Marshals	Orange
CRO	Red jacket or tabard
Scrutineers	Black t-shirt or tabard
Medical	White
Media	Green tabard
Marshal	Yellow Tabard

PROGRAMME

4.1 Programme:

All times are in local time, local time is GMT +3. Official time is GPS time.

TBC		
10:00h	Opening date for entries	website
TBC		
17:00h	Closing date for entries	Website
TBC		
10:00h	Publication of entry list	Website
TBC		
10:00h	Open Service park	TBC
8:00h	Open rally office	TBC
8:00h-20:00	Pre-registration of the crews	TBC
	Collection of materials and documents	
19:00h	Compulsory riders briefing	TBC
TBC		
7:00h	Open rally office	TBC
7:00h -13:00h	Administrative checks / issuing of Roadbook Leg 1	TBC
8:00h - 14:00h	Scrutineering	TBC
13:00h	Pre-rally press conference	TBC
14:00h - 15:00h	Reconnaissance SSS1	TBC
14:30h	1st Jury Meeting	TBC
15:00h	Publication of Eligible Start List	TBC
15:15h	Pre-Start Holding	TBC
16:09h	Ceremonial start	TBC
16:24h	SSS 1 Start	TBC
16:38h	Service in (Parc fermé)	TBC
19:30h	Publication of Eligible Start List Leg 2	TBC
20:00h	Issuing of road book Leg 2/Riders Briefing leg2	TBC
TBC		
6:00h	Rally office opens	TBC
07:00h	Start Leg 2	TBC
08:05h	Start SS2	TBC
14:15h	Finish Leg 2	TBC
19:00h	Issuing of road book LEG3/Riders Briefing Leg 3	TBC
TBC		
6:00h	Rally office opens	TBC
7:00h	Start leg 3	TBC
8:20h	Starts SS3	TBC
15:10	Finish Leg 3 (Holding)	TBC
16.00h	Provisional final Classification	TBC

16.00h	2nd Jury Meeting	TBC
17:30h	Competitor press conference	TBC
18:10h	Finish ceremony and prize giving	TBC
Closure of the event		

ENTRIES

5.1 Opening and Closing Dates:

- AS specified in a bulletin Entries Open
- As specified in a bulletin Entries Closed

5.2 Entry Procedure

Anyone wishing to take part in the Event must send the entry form, duly completed, to the secretariat of the event no later than the schedule mentioned in article 5.1 above along with the entry fee, accompanied by at least:

- The entrant's full name as it appears on the competition licence (copy required).
- The full name of rider, nationality and addresses.
- Competition license number and driving license number of each member of the crew (copy required).
- The characteristics of the vehicle, category.
- ASN permission to take part in the event (copy required).
- Rider's passport or identification (copy required).

If the first rider is not the entrant, then a copy of the entrant's licence must be submitted with the entry form.

An electronic entry application (Internet) may be accepted. If the application is sent by fax, by email or made electronically, the original duly signed entry form must reach the Organisers within 5 days following the close of entries. A copy of the valid competitor's licence must accompany the entry form.

An entry application will be accepted only if accompanied by the total entry fees or by a receipt issued by the competitor's ASN. Entrants other than the first or second rider must hold an appropriate Entrants Licence issued by their ASN. A copy of the Entrant licence must accompany the entry form.

5.3 Number of Entrants accepted

The maximum number of entrants will be "30". If more than the maximum number of entries is received, the acceptance of entries among the non-priority riders will be at the sole discretion of the Organiser.

5.4 Accepted Categories and Classes

The vehicle shall be assigned to the following categories:

1. Category 1: Motorcycles up to 450cc (single or twin cylinder 2T or 4T)
2. Category 2: Quads (3-wheel vehicles are not allowed) Motorcycles over 450cc
3. Class 1 : Women
4. Class 2 : Junior
5. Class 3 : Veteran

5.5 Entry fees for all categories

5.5.1 The Entry Form will only be accepted if accompanied by the total entry fees or by a receipt issued by the competitors' National Sporting Authority.

5.5.2 Entry Fees

Entries	Fees
With the Organisers' compulsory advertising and optional advertising: Entrant as the rider or co-rider Entrant as a legal entity	TBC
Without the organiser's optional advertising:	increase of 60%
GPS tracking pre – installation equipment:	TBC
Tracking & NAV deposit refundable after returning the device	TBC

5.6 Payments by all competitors shall be paid before administrative checks

5.7 Service Area

Service Area is included in the entry fee, space allocated for each entrant is 50sqm (5x10m). If the entrant requires more space, he can purchase extra space in 50sqm (5x10) increments at 500SR/50sqm (5x10m).

If two or more entrants share the same service area or if the entrant wish to add extra space, the organiser must be informed of this request no later than October 14th, 2022.


5.8 Service plates

One "Service" plate will be provided to each entrant for free, extra plates are available with the following fees:

Item	Price SR
"SERVICE" Plate	1350
"AUXILIARY" Plate	200

- "SERVICE" Plate:
- Vehicles less than 3,500 kg (van) used as service assistance.
- These vehicles can enter in the service area every day of the event.
- "AUXILIARY" Plate:

- Vehicles less than 3,500 kg for the transfer of the team staff.
 - These vehicles can enter in the service area every day of the event.
- All these vehicles must affix their plate on the top centre of the front windshield.



5.9 Payment Details

The entry fees and any other fees must be paid by bank transfer and to reach the Organiser bank account no later than the entry closing dates mentioned in Article 5.1. **All bank charges must be paid by the sender.**

Bank Name:	National Commercial bank
Account Name:	Saudi Arabian Motor federation
IBAN:	SA0310000022361184000100

5.10 Refunds

The entry fees will be refunded in full:

- To candidates whose entry has not been accepted.
- In the case of the rally not taking place.
- The organisers will reimburse 50% of the entry fees to those competitors who start the event

INSURANCE

6.1 Third Party Insurance:

The Entry Fee includes the insurance premium, which guarantees the Competitors cover for civil liability towards third parties (Public Liability). The indemnity provided under this insurance is the equivalent of XXX SR as total minimum liability cover. This insurance will commence from the beginning of the Rally until the end of the Event or up to the moment of permanent retirement, disqualification or exclusion. The insurance covers Competitors' Motorcycles on Special stages only.

6.2 Insurance Company:

The insurance policy shall be drawn up by:

AXA SAOUDIA

6.3 Exclusion:

The service, auxiliary & truck vehicles, even those bearing special plates issued by the Organisers, are not covered by the insurance policy of the rally. hence, their insurance policies remain the sole responsibility of the owner.

6.4 Organisers Liability:

The Organisers decline liability for any accident caused to competitors and competing Motorcycles during the whole of the event, any in case of cataclysm, riots, demonstrations, vandalism etc. Competitors and crewmembers will have to sustain all consequences (damages, fines and penalties) created by any accidents. Organisers also decline any liability for breach of the Saudi Laws and regulations.

6.5 Additional Insurance:

In addition to the insurance covered by the Organiser, all Competitors are required to provide their own insurance covering all Motorcycles used in Saudi to cover civil liability towards third parties for the entire duration of their visit in the case of foreign crews, or permanent cover in the case of Saudi residents. This is to cover competitors while they are on the road sections, or on public roads or highways.

6.6 Proof of Insurance:

All Competitors must be able to present the insurance papers at the Administrative Checks. The burden of proof for a valid insurance rest solely on the competitor.

6.7 In case of accident:

In the Rally itinerary, a competitor or his representative must notify in writing the Clerk of the Course, the Crew's Relations Officer or the Organiser with a maximum delay of 24 hours, describing the circumstances of the accident as well as the names and addresses of the injured.

ADVERTISING AND IDENTIFICATION

7.1 Restrictions on Advertising

Competitors are allowed to affix any kind of advertising to their Motorcycles, if:

- It is authorised by the National Laws and the FIA Regulations.
- It is not likely to give offence.
- It is not political or religious in nature.
- It respects the regulations on competition numbers.
- It does not interfere with the crew's vision through the windows.

7.2 National Restrictions on Advertising

- Tobacco: Advertising of tobacco, tobacco products and imitations, as well as smokers' requisites is forbidden according to the Saudi legislation on Motorcycles, competition\service equipment and on the Team members' outfits.

7.3 Identification Numbers & Compulsory Advertising:

Competition Numbers, Rally Plates and Advertising will be provided by the Organiser and must be affixed as specified in accordance with Appendix 4 of these SR before Scrutineering.

7.4 Number Plates:

In accordance with article 082.7.4 FIM Baja's World Cup Regulations.

7.5 The text of the obligatory Organiser advertising is:

"Rally Name".

7.6 Optional Advertising:

Space may also be required for the Organiser's Optional Advertising. The text will be announced to Competitors in a Bulletin.

7.7 Advertising:

Any advertising within this identification is obligatory and may not be refused by the competitors. No modifications are allowed to these panels

TYRES

8.1 Compliance:

In accordance with article 01.47 of the 2022 FIM Technical Rules.

FUEL

9.1 Compliance:

In accordance with article 082.9 of the 2022 FIM Baja's World Cup Regulations and 01.63 of the 2022 FIM Technical Rules.

ADMINISTRATIVE CHECKS

10.1 Location:

Rally Office – Rally HQ : **DATES CITY**

10.2 Timetable:

The Administrative Checks will take place on Thursday, **TBC**.

The presence of both crew members is compulsory.

10.3 Crew Schedule:

A schedule for each crew will be published in a bulletin. Crew members **MUST** attend the Administrative Checks in person.

10.4 Documents to be presented

At Administrative Checks, the following documents **MUST** be checked:

	Document
1	Original entry form and information check
2	Motorcycle / Quad documents and Registration papers
3	Competitor / entrant license
4	Rider Competition licenses
5	Rider driving license
6	Rider medical aptitude certificates
7	FMN authorization for foreign competitors (if entry form not stamped)
8	Motorcycle / Quad insurance cover certificate
9	Permission to use the vehicle (where the owner is not a crew member)

SCRUTINEERING, SEALING AND MARKING

11.1 Location:

DATE CITY

11.2 Timetable:

TBC

11.3 Crew Schedule:

A schedule for each crew will be published in a bulletin.

11.4 Vehicles Presentation:

Vehicles must be present at Scrutineering within 45 minutes following the Administrative Checks.

11.5 Documents to be presented:

- FIM Category 2 (4T) homologation form

11.6 Rider's equipment:

Helmets, goggles, gloves, long sleeve shirt, MX long race pants, 1.5 liter camel back which must be full at the start. Brace is recommended.

11.7 Safety equipment:

Using the following Safety equipment supplied by the Organisers is compulsory:

- Tracking System.
- Vehicle to Vehicle Alarm System.

CEREMONIAL START & SUPER SPECIAL STAGE

12.1 Rally Ceremonial Start

- The Ceremonial Start will take place in BURAYDAH NATIONAL PARC, it is mandatory to attend by all competitors.
- A Holding Area will be setup on-site, Competitors MUST enter the Holding Area between **TBC**.
- No Timecards will be given, competitors will follow marshal's instructions.
- A representative of the team may deliver the car to the Holding Area.
- Competitors reporting late to the Ceremonial start will be penalized with 200 SR per minute up to a maximum of 30 minutes. Thereafter, they will be reported to the Stewards who may apply penalties at their discretion.
- The Holding area will be secured. Access is limited to Crew members and Media representatives carrying the appropriate identification \ accreditation.
- The Ceremonial start will be in descending Vehicle number order, starting from the last competitor to the first.
- Motorcycle will start at one (1) minute interval. Then the Motorcycle will move to the start of the super special stage.

12.2 **TBC** Rally – Super Special Stage

12.2.1 Race number/ super special stage starting order

The starting order will be same as ceremonial start starting order.

12.2.2 Super Special stage description

On BURAYDAH NATIONAL PARC, there will be a super special stage, with a length of X.XX KM as per appendix 1 "itinerary". This super special stage will run in the form of a selective section and will determine the starting order of LEG 1, all competitors must take part in it.

Leg 2 Starting order will be based on SS1 results.

12.2.3 Finish time

Only for the super special stage the finish time will be taken to 1/10th of a second to decide dead heats. Once the classifications have been established and the starting positions for the LEG2 have been determined, the 10th of a second will be deleted, and the times thus rounded down to the second immediately below.

12.2.4 Classification and penalties

The classification of the super special stage shall count for the classification of the rally as well as any road penalties of the LEG relating thereto. These penalties will be considered for the general classification of the LEG and applied the same day.

12.2.5 Maximum time of the super special stage

The maximum time allowed for the super special stage is 10 min.

12.2.6 Reconnaissance

The reconnaissance of the super special stage is permitted on a non – motorized bicycle or on foot.

START OF THE RALLY

13.1 Publication of crews eligible to start and start lists

The Starting list for LEG 1 shall be posted on the Official/Digital Notice Board on SPORTITY. The starting list for LEG 2, established according to Article 082.15 of the 2022 FIM BWCR will be published according to the Program in these Regulations.

13.2 Official start

The official start of the Rally will take place from BURAYDAH NATIONAL PARC ceremonial start, TBC (see the Program and Article 4).

RUNNING OF THE RALLY

14.1 Attention

Whilst the route generally avoids being in proximity of farms and inhabited areas, competitors are advised when driving in the vicinity their speed should be restricted. Crews must always take every precaution to minimize the nuisance and disturbance to all forms of livestock.

14.2 Road Sections and Selective Sections

The itinerary of the Rally is made up of Road Sections with a scheduled time and roads open to traffic. The average altitude of the TOTAL distance of Selective Sections is XXX meters above sea level.

14.3 Speed Control Zone

Penalty for exceeding speed control zone speed is:

BETWEEN 1 & 15 KM/H	1 MINUTE
between 16 & 40 KM/H	2 Minute
More than 40 KM/H, 1 st impulsion	5 Minute
More than 40 KM/H, 2 nd impulsion	10 Minute
More than 40 KM/H, 3 rd impulsion	15 Minute

14.4 Withdrawal

Riders who have withdrawn before the end of the rally or have ended the leg following roads other than those allowed, must notify the Clerk of the Course of their withdrawal maximum one-hour prior to the publication of the start list of next LEG and must hand in their time Motorcycled at the closest Control post. Competitors failing to abide to this prescription will be fined 600 SR.

14.5 Official time

The official time will be as GPS (KSA time = GMT +3).

14.6 Safety, Navigation & Tracking Equipment

See Appendix 3.

14.7 “Vehicle to Vehicle Alarm System” (Article 82.27 of the FIM BWCR 2022)

See Appendix 3.

14.8 Assistance in case of accident (Article 82.32.1 of the FIM BWCR 2022)

See Appendix 3.

14.9 Maximum Time allowed at the Time Controls

- A maximum lateness of **thirty (30) minutes** at every Time Control is authorized, with the exception of the final Leg **TC (TC 1B/2B/3B)** for which it is allowed a maximum delay of sixty (60) minutes. This lateness will be penalized at a rate of 1 minute per minute or fraction of minute according to the **Art. 082.15.1 of the 2022 FIM BWCR.**
- The maximum time allowed as above may be modified at any moment by the Jury, upon the proposal of the Clerk of the Course. Crews will be informed thereof as soon as possible.

14.10 TC exceeding Maximum time allowed

- The lack of one or more TC
- Penalties. any lateness exceeding **thirty (30) minutes** on the target time in a road section between two Time Controls will entail the application of a Fixed Penalty indicated in Art. 14.13.2

Such fixed penalty will be applied also in the case of lack of passage through one or more Time Controls, and will be added to other eventual penalties, including the fixed penalties of the Selective Section which has been done beyond the maximum time or not carried out.

The application of the fixed penalty for exceeding the maximum permitted lateness and/or for lack of TC may only be announced at the end of a LEG.

In order to benefit from the application of this Fixed Penalty crews must pass with their Motorcycles at the final **TC of Leg 3 (TC 3B)**, within the time schedule before the closing of control.

Any lateness exceeding sixty (60) minutes at the final **LEG TC (TC 1B / 2B /3B)** will entail Fixed Penalty indicated in art. 14.13.2.

14.11 Starting system for Selective Sections

GPS Synchronized Clocks

14.12 Maximum Time allowed in the Selective Sections

The Maximum Time allowed in the Selective Sections are:

Selective Section	Length – Km	Maximum Time – hh:mm
SS 1	TBC	TBC
SS 2	TBC	TBC
SS 3	TBC	TBC

The maximum time allowed above may be modified at any moment by the Stewards, upon the proposal of the Clerk of the Course. Crews will be informed thereof as soon as possible.

14.13 Fixed Penalties

The following penalties will be applied for Time Controls and Selective Sections not completed within the maximum time allowed.

14.13.1 Selective Sections: the following penalties will be applied for each Selective Section not performed/completed within the maximum time allowed:

Selective Section	Fixed Penalty
SS 1	TBC
SS 2	TBC
SS 3	TBC

14.13.1.1 The fixed penalties mentioned above will be added to the maximum times of the Selective Sections concerned and the missing waypoints.

penalty = Maximum time allowed + fixed penalty + missing way points penalties

14.13.2 Time Controls: the following penalties will be applied at these Time Controls if the competitor does not arrive or arrives after the maximum time allowed:

Time Control	Fixed Penalty
At the Start TC of each LEG	5 hours
At the final TC's of LEG 1 & 2	5 hours
At the final TC of LEG 3	Disqualification
At other TC's	1 hour – Beyond 1 hour: Disqualification

14.14 In order to be classified, the crew must:

14.14.1 Carry out at least one Selective Section in LEG 2 and one Selective Section in LEG 3.

14.14.2 Start the FIRST Selective Sections of LEG 2 & LEG 3

14.14.3 Check in at the Time Control at the end of LEG 3 before its closing time.

SERVICE PARK / REFUELLING

15.1 Number and location

- There will be 1 main Service Park for the duration of the rally.
- The Service Park is placed in DATE CITY.
- Service can be done only inside Service parks.

15.2 Access times for service vehicles

- The service vehicles will be allowed to enter the Service Parks at the latest 1 hour before the entry time of the 1st Motorcycle scheduled in the timing.

15.3 Assistance between competitors still in the race is permitted in all the Rally.

15.4 Fuel/Refuel (Art 082.16.4 of the 2022 FIM BWCR)

- No Fuel or any inflammable liquid may be carried other than in a tank or container permanently attached to the machine
- In the service park it is prohibited to refuel
- Refuelling is permitted only in the designated commercial fuel station. using fuel on sale to the public or designated refuelling areas. Only the crew may carry out this procedure.
- Refuelling zones will be established in selective sections
- Only riders may carry out this procedure

15.5 General Regulations for Service

15.5.1 Service and repairs are permitted only if Motorcyclered out in all the route (including the Selective Sections):

- Only by the rider himself or vehicles / persons officially entered in the race.

15.5.2 The "SERVICE" / "AUXILIARY" Plates must be affixed to the authorized vehicles. During the Baja, no vehicle will be permitted to enter the Service Park unless these plates are affixed. Inside the Service Park the staff charged by the Competitors must wear their

wristband (Colour: Yellow) supplied by the Organizers during administrative checks in a very visible way.

15.6 Infractions of the Service and Refuelling rules - Penalties

All the infractions of the Service and Refuelling rules reported by the Judges of Fact or by other Officials will involve a penalty that will be decided by the Stewards of the Meeting and that can go as far as the disqualification from the race.

15.7 Environmental Mat

Inside the service areas and the Parc Fermé at the end of LEG 1 and LEG 2 (Service Park) competitors are obliged to lay under their Motorcycles a proper environmental mat to avoid the discharge of liquids on the soil. Otherwise, the Clerk of the Course will award a penalty of 600 SR against the Motorcycle's team.

15.8 Garbage Bins

Inside the Service Park, there are bins for garbage. In case of not cleaning of the service area during and at the end of the race, the Clerk of the Course will award a penalty of 600 SR to the competitor who has registered the Motorcycle.

FINAL CHECKS AND PROTESTS

16.1 Final Checks

16.1.1 The Final Checks will take place, according to the Program, at the Service Park.

16.1.2 Competitors who are selected for final Scrutineering (Jury's decision) must provide proper equipment (including all sealed spare parts) and technicians at the final Scrutineering venue.

16.1.3 Each selected Motorcycle will be driven to and from the final Scrutineering by a designated member of the team (who must be present at the finish) and accompanied by an Official.

16.1.4 In case of a protest, the said Motorcycle will be checked at the Service Park.

16.2 Protest – Appeal

The sum of the protest fee set by the ASN is SR 5000. The claimant must deposit:

- 20000 SR if the protest requires the dismantling of just one part of the Motorcycle (engine, transmission, steering, braking system, electrical installation, body work, etc.),
- 25000 SR if the protest requires the dismantling of more than one part of the Motorcycle

The expenses incurred by the work and by the transport of the Motorcycle shall be borne by the claimant if the protest is unfounded, or by the competitor against whom the protest is lodged if it is upheld.

If the protest is unfounded, and if the expenses incurred by the protest (Scrutineering, transport, etc.) are higher than the amount of the deposit, the difference shall be borne by the claimant. Conversely, if the expenses are less, the difference shall be returned to them.

RESULTS

17.1 Provisional Classification:

The Provisional Classification will be posted on the Official/Digital Notice Board,

17.2 Scheduled Classifications

- Unofficial classifications of the Selective Sections
- Unofficial Partial Classification of LEG 1
- Unofficial Partial Classification of LEG 2
- Final Classifications

17.3 Final Classifications

- Classification for each category
- Classification for each class

PRIZES

18.1 Prize Giving

- Date: TBC
- Time: TBC
- Place: TBC

18.2 Prizes

18.2.1 Prizes (for every member of the crew) will be awarded according to the following list:

- 1st, 2nd & 3rd Classified in the Overall Classification: Trophy
- 1st Classified in the category Classification: Trophy
- 1st classified lady Rider: Trophy

18.2.2 Cash Prizes

Subject to the approval of SAMF

SUMMARY OF PENALTIES

Summary of Penalties	Art. No.	Stewards Decision	Start Refused	Disqualification	LEG Penalty	Time Penalty	Financial Penalty (SR)
Briefing is compulsory for all Competitors							600
Not reporting accidents	6.7	Disq. Max		X			
Over 30' delay at Admin Checks	10.3						600
Over 30' delay at Scrutineering	11.3						600
No windscreen at LEG start and not wearing a full-face helmet with visor or motocross goggles	11.6		X				
Not communicating withdrawal from rally	14.4						600
Tracking unit not installed on rally Motorcycle	14.6		X				
Tampering, manipulating or interfering with the tracking device	14.6	Disq. Max		X			
Competing Motorcycles without the "Vehicle to Vehicle Alarm System"	14.7		X				
Assistance in case of an accident	14.8	X					
Exceeding max. time allowed on Road Section or not checking in one or more TC	14.13.2						
@ Start TC of each LEG					X		
@ The final TC of LEGS 1 & 2					X		
@ The final TC of LEG 3				X			
@ other TC's (except SSS)						1h	
Exceeding max. time allowed for S.S.	14.13.1					1h	
Infractions of Service Park/Refuel rules	15.6	Disq. Max		X			
Environmental Matt							600
Garbage Bin							600
Waypoint						15M	
Loss of timecard	BWCR 82.17					5M	
A 2-minute penalty shall be imposed on any crew which fails to start within 30 seconds of the starting signal	BWCR 82.14.1					2M	
vehicle towed or pushed through a time control will incur a penalty of 30 minutes except in the case of selective section finishes						30M	
A Motorcycle which will not start may be pushed by the crew, officials and other crews still in the Rally to the end of the control zone. In such case a 1 minute penalty will be applied. Engines may be started by means of an external battery, which may be brought in and taken out by a crew member under the supervision of an official of the Rally. Such batteries may not be transported in the competing vehicle						1M	

APPENDIX 1 – ITINERARY

APPENDIX 2 – COMPETITORS' RELATIONS OFFICERS

21.1 CRO's Schedule

Presence during the Rally

- a) Presence at scrutineering.
- b) At the Secretariat of the Meeting
- c) At posting of the Results and Start Lists
- d) At the start of the Legs
- e) At Service Parks at the end of the Legs
- f) Near the Park Fermé at the finish of the Rally

Detailed schedule will be published on the Official Notice Board This page has been left blank intentionally.

21.2



ABDUL AZIZ AL KAMEL

+966 591 231 968

CRO@SAMF.GOV.MA

APPENDIX 3 – NAVIGATION DEVICE INSTRUCTIONS

22.1 Installation Kit:



INSTALLATION MANUAL

IMPORTANT:

The vehicle must be presented at the technical checks with the installed stand, battery cable and antennas mounted for functional test.

KIT COMPOSITION:



- 1 : iridium antenna
- 2 : power cord
- 3 : cord rf
- 4 : rf antenna
- 5 : support
- 6 : sticker



1) POWER CORD

Connect the red wire to the 12V (+) and black wire to the negative (GRD) pole of the battery. It must be connected directly to the battery (without interruption and no contact in the power supply).

A 3A fuse (not included) must be installed on the red wire.

Take the cable to the location to be installed the STELLA III.

2) BASE / SUPORTE

(Motorcycle and ATV) The bracket can

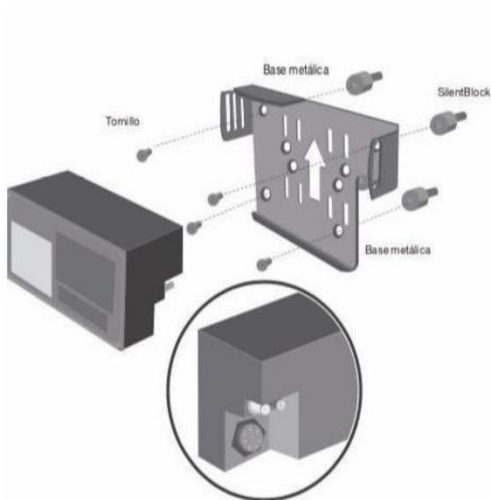
be mounted on the handlebars or on an iron plate near the navigation equipment. (cars and UTV) The stand can be mounted on the panel or in Santo Antonio.

The buttons of the STELLA III 3 must be visible and accessible by the competitor (pilot / navigator) even when seated buckled to the seat belt.

IMPORTANT:

Leave the cords (of the antennas and power) in place installed the base with at least 10 cm of clearance for easier handling.

Open space behind the stand at least 5 cm deep (lower right corner) for cordentry / connections.





ANTENNA: Iridium and radiofrequency

The Iridium antenna should be installed horizontally and unobstructed from obstacles towards the sky. It can be installed on the roof, hood or dashboard of cars and UTVs, and on fenders of motorcycles and ATVs. It is advisable to cover with adhesive tape (non-metallic when attached to metal surface) and "pull-up" (when attached to soft / plastic parts) for extra fixing.



The radio frequency antenna must be installed vertically in the roll bar (cars and UTVs) and cane / fork (motorcycles and ATVs). It is mandatory to use tabs (included in kit) to eliminate contact with metal and surrounding carbon fiber.



Once with the fixed antennas, take the SMA connectors to the base / stand where the STELLA III equipment will be installed.

Support Installation Examples:

CARS



22.2 Device Manual:



INSTRUCTIONS MANUAL STELLA III EVO



ENCENDIDO EQUIPO: Presionar botón **ROJO** al menos 3 segundos hasta que la pantalla encienda.

DEVICE TURN ON: on device press **RED** button for 3 seconds until the screen turn ON

ACCESO AL MENU: Para acceder al menú debe presionarse el botón VERDE al menos 3 segundos, hasta que la pantalla principal cambie y aparezca

-TRIP

-BACKLIGHT

-RESET

*NOTA: la pantalla saldrá del menú y retornará al modo navegación si no se utiliza en 5 segundos

MENU ACCES: To Access the menu press GREEN button for 3 seconds until the main screen changes and appears

-TRIP

-BACKLIGHT

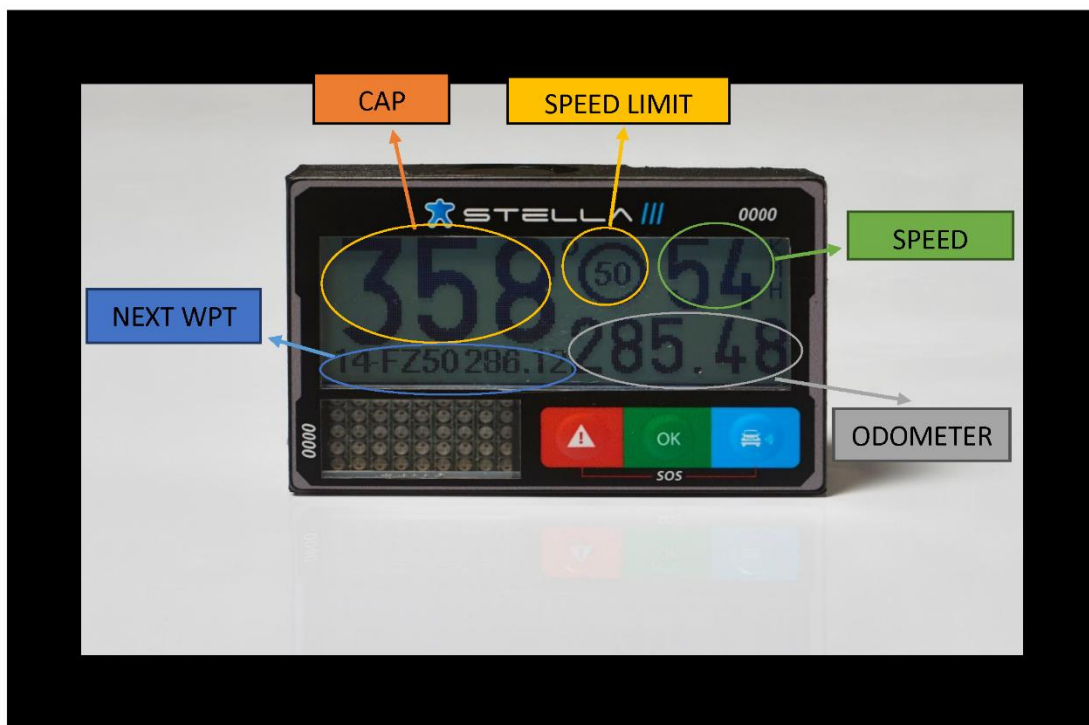
-RESET

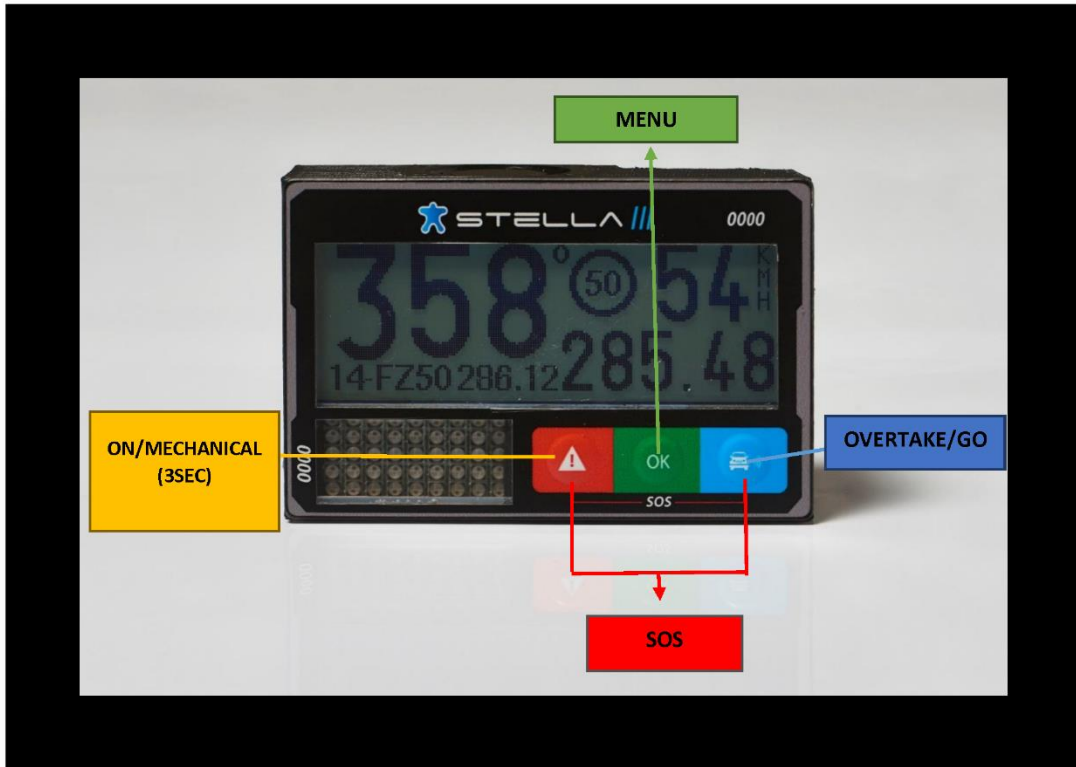
*NOTE: the screen will exit the menu and return to navigation mode if it is not used in 5 seconds

ILUMINACION DE LA PANTALLA: Para encender la iluminación de la pantalla ingresar en la opción backlight del menú y con los botones **ROJO** Y **AZUL** escoger la opción ON, luego con el botón **VERDE** confirmar.

LIGHTING THE SCREEN: To turn on the lighting of the screen, enter the menu backlight option and with the **RED** and **BLUE** buttons select the ON option, then with the **GREEN** button confirm.

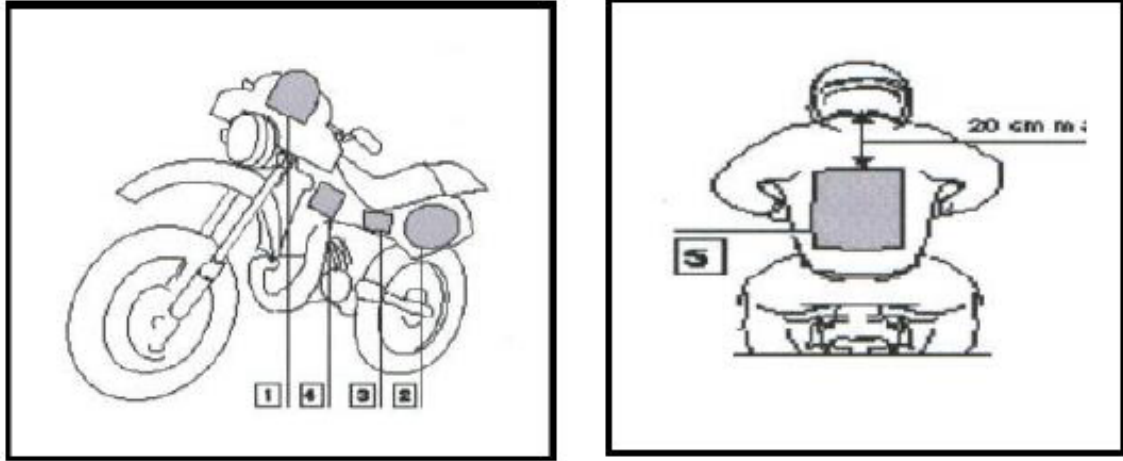
PANTALLA TIPO 1 (EJEMPLO)





APPENDIX 4 – DECALS & POSITIONS OF SUPPLEMENTARY ADVERTISING

Number Plates, rally plates and advertising will be provided by the Organiser and must be affixed as specified in the diagram below prior to Scrutineering



1. One front number panel 24x30cm
2. Two side number panels 24x30cm
3. Two compulsory advertising panels 8x12cm
4. Two optional advertising panels 8x12cm (+60% increase entry fee if rejected)
5. Race bib 26x30cm